

**South Central OH ESC  
522 Glenwood Ave  
New Boston, OH 45662**

**New Hire Paperwork  
Teachers/Substitute Teachers**

**\*\*Please complete all paperwork and return to the Treasurer's office\*\***

**\*Direct deposit form**

**\*Federal tax withholding form**

**\*Ohio state tax withholding form**

**\*I-9 Employment eligibility form (You must provide the required documentation – See instructions for details)**

**\*Social Security Acknowledgement form**

**\*Fraud Hotline acknowledgement form**

**If you have questions, please contact the Treasurer's office.**

**Tom Hoggard 354-0242 or [thoggard@scoesc.org](mailto:thoggard@scoesc.org)**

**Nathan Webb 354-0241 or [nathan.webb@scoesc.org](mailto:nathan.webb@scoesc.org)**

**Shelly Stall 354-0209 or [shelly.stall@scoesc.org](mailto:shelly.stall@scoesc.org)**

**Andy Riehl 354-0234 or [andy.riehl@scoesc.org](mailto:andy.riehl@scoesc.org)**



# Form W-4 (2015)

**Purpose.** Complete Form W-4 so that your employer can withhold the correct federal income tax from your pay. Consider completing a new Form W-4 each year and when your personal or financial situation changes.

**Exemption from withholding.** If you are exempt, complete only lines 1, 2, 3, 4, and 7 and sign the form to validate it. Your exemption for 2015 expires February 16, 2016. See Pub. 505, Tax Withholding and Estimated Tax.

**Note.** If another person can claim you as a dependent on his or her tax return, you cannot claim exemption from withholding if your income exceeds \$1,050 and includes more than \$350 of unearned income (for example, interest and dividends).

**Exceptions.** An employee may be able to claim exemption from withholding even if the employee is a dependent, if the employee:

- Is age 65 or older,
- Is blind, or
- Will claim adjustments to income; tax credits; or itemized deductions, on his or her tax return.

The exceptions do not apply to supplemental wages greater than \$1,000,000.

**Basic instructions.** If you are not exempt, complete the **Personal Allowances Worksheet** below. The worksheets on page 2 further adjust your withholding allowances based on itemized deductions, certain credits, adjustments to income, or two-earners/multiple jobs situations.

Complete all worksheets that apply. However, you may claim fewer (or zero) allowances. For regular wages, withholding must be based on allowances you claimed and may not be a flat amount or percentage of wages.

**Head of household.** Generally, you can claim head of household filing status on your tax return only if you are unmarried and pay more than 50% of the costs of keeping up a home for yourself and your dependent(s) or other qualifying individuals. See Pub. 501, Exemptions, Standard Deduction, and Filing Information, for information.

**Tax credits.** You can take projected tax credits into account in figuring your allowable number of withholding allowances. Credits for child or dependent care expenses and the child tax credit may be claimed using the **Personal Allowances Worksheet** below. See Pub. 505 for information on converting your other credits into withholding allowances.

**Nonwage income.** If you have a large amount of nonwage income, such as interest or dividends, consider making estimated tax payments using Form 1040-ES, Estimated Tax for Individuals. Otherwise, you may owe additional tax. If you have pension or annuity income, see Pub. 505 to find out if you should adjust your withholding on Form W-4 or W-4P.

**Two earners or multiple jobs.** If you have a working spouse or more than one job, figure the total number of allowances you are entitled to claim on all jobs using worksheets from only one Form W-4. Your withholding usually will be most accurate when all allowances are claimed on the Form W-4 for the highest paying job and zero allowances are claimed on the others. See Pub. 505 for details.

**Nonresident alien.** If you are a nonresident alien, see Notice 1392, Supplemental Form W-4 Instructions for Nonresident Aliens, before completing this form.

**Check your withholding.** After your Form W-4 takes effect, use Pub. 505 to see how the amount you are having withheld compares to your projected total tax for 2015. See Pub. 505, especially if your earnings exceed \$130,000 (Single) or \$180,000 (Married).

**Future developments.** Information about any future developments affecting Form W-4 (such as legislation enacted after we release it) will be posted at [www.irs.gov/w4](http://www.irs.gov/w4).

## Personal Allowances Worksheet (Keep for your records.)

<b>A</b>	Enter "1" for yourself if no one else can claim you as a dependent . . . . .	<b>A</b> _____
<b>B</b>	Enter "1" if: <ul style="list-style-type: none"> <li>• You are single and have only one job; or</li> <li>• You are married, have only one job, and your spouse does not work; or</li> <li>• Your wages from a second job or your spouse's wages (or the total of both) are \$1,500 or less.</li> </ul>	<b>B</b> _____
<b>C</b>	Enter "1" for your spouse. But, you may choose to enter "-0-" if you are married and have either a working spouse or more than one job. (Entering "-0-" may help you avoid having too little tax withheld.) . . . . .	<b>C</b> _____
<b>D</b>	Enter number of dependents (other than your spouse or yourself) you will claim on your tax return . . . . .	<b>D</b> _____
<b>E</b>	Enter "1" if you will file as head of household on your tax return (see conditions under <b>Head of household</b> above) . . . . .	<b>E</b> _____
<b>F</b>	Enter "1" if you have at least \$2,000 of child or dependent care expenses for which you plan to claim a credit (Note. Do not include child support payments. See Pub. 503, Child and Dependent Care Expenses, for details.) . . . . .	<b>F</b> _____
<b>G</b>	<b>Child Tax Credit</b> (including additional child tax credit). See Pub. 972, Child Tax Credit, for more information. <ul style="list-style-type: none"> <li>• If your total income will be less than \$65,000 (\$100,000 if married), enter "2" for each eligible child; then less "1" if you have two to four eligible children or less "2" if you have five or more eligible children.</li> <li>• If your total income will be between \$65,000 and \$84,000 (\$100,000 and \$119,000 if married), enter "1" for each eligible child . . . . .</li> </ul>	<b>G</b> _____
<b>H</b>	Add lines A through G and enter total here. (Note. This may be different from the number of exemptions you claim on your tax return.) ►	<b>H</b> _____

For accuracy, complete all worksheets that apply.

- If you plan to itemize or claim adjustments to income and want to reduce your withholding, see the **Deductions and Adjustments Worksheet** on page 2.
- If you are single and have more than one job or are married and you and your spouse both work and the combined earnings from all jobs exceed \$50,000 (\$20,000 if married), see the **Two-Earners/Multiple Jobs Worksheet** on page 2 to avoid having too little tax withheld.
- If neither of the above situations applies, stop here and enter the number from line H on line 5 of Form W-4 below.

Separate here and give Form W-4 to your employer. Keep the top part for your records.

<b>Form W-4</b> Department of the Treasury Internal Revenue Service		<b>Employee's Withholding Allowance Certificate</b>		OMB No. 1545-0074 <div style="font-size: 2em; font-weight: bold;">2015</div>
1 Your first name and middle initial _____ Last name _____		2 Your social security number _____		
Home address (number and street or rural route) _____		3 <input type="checkbox"/> Single <input type="checkbox"/> Married <input type="checkbox"/> Married, but withhold at higher Single rate. Note. If married, but legally separated, or spouse is a nonresident alien, check the "Single" box.		
City or town, state, and ZIP code _____		4 If your last name differs from that shown on your social security card, check here. You must call 1-800-772-1213 for a replacement card. <input type="checkbox"/>		
5 Total number of allowances you are claiming (from line H above or from the applicable worksheet on page 2) _____		5 _____		
6 Additional amount, if any, you want withheld from each paycheck _____		6 \$ _____		
7 I claim exemption from withholding for 2015, and I certify that I meet both of the following conditions for exemption. <ul style="list-style-type: none"> <li>• Last year I had a right to a refund of all federal income tax withheld because I had no tax liability, and</li> <li>• This year I expect a refund of all federal income tax withheld because I expect to have no tax liability.</li> </ul> If you meet both conditions, write "Exempt" here . . . . .		7 _____		
Under penalties of perjury, I declare that I have examined this certificate and, to the best of my knowledge and belief, it is true, correct, and complete.				
Employee's signature (This form is not valid unless you sign it.) ►		Date ►		
8 Employer's name and address (Employer: Complete lines 8 and 10 only if sending to the IRS.)		9 Office code (optional)	10 Employer identification number (EIN)	

**Notice to Employee**

1. For state purposes, an individual may claim only natural dependency exemptions. This includes the taxpayer, spouse and each dependent. Dependents are the same as defined in the Internal Revenue Code and as claimed in the taxpayer's federal income tax return for the taxable year for which the taxpayer would have been permitted to claim had the taxpayer filed such a return.
2. You may file a new certificate at any time if the number of your exemptions *increases*.


You must file a new certificate within 10 days if the number of exemptions previously claimed by you *decreases* because:

- (a) Your spouse for whom you have been claiming exemption is divorced or legally separated, or claims her (or his) own exemption on a separate certificate.
- (b) The support of a dependent for whom you claimed exemption is taken over by someone else.
- (c) You find that a dependent for whom you claimed exemption must be dropped for federal purposes.

The death of a spouse or a dependent does not affect your withholding until the next year but requires the filing of a new certificate. If possible, file a new certificate by Dec. 1st of the year in which the death occurs.

For further information, consult the Ohio Department of Taxation, Personal and School District Income Tax Division, or your employer.

3. If you expect to owe more Ohio income tax than will be withheld, you may claim a smaller number of exemptions; or under an agreement with your employer, you may have an additional amount withheld each pay period.
4. A married couple with both spouses working and filing a joint return will, in many cases, be required to file an individual estimated income tax form IT 1040ES even though Ohio income tax is being withheld from their wages. This result may occur because the tax on their combined income will be greater than the sum of the taxes withheld from the husband's wages and the wife's wages. This requirement to file an individual estimated income tax form IT 1040ES may also apply to an individual who has two jobs, both of which are subject to withholding. In lieu of filing the individual estimated income tax form IT 1040ES, the individual may provide for additional withholding with his employer by using line 5.

 please detach here



Department of  
Taxation

**Employee's Withholding Exemption Certificate**

IT 4  
Rev. 5/07

Print full name \_\_\_\_\_ Social Security number \_\_\_\_\_

Home address and ZIP code \_\_\_\_\_

Public school district of residence \_\_\_\_\_ School district no. \_\_\_\_\_  
(See *The Voter* at tax.ohio.gov.)

1. Personal exemption for yourself, enter "1" if claimed \_\_\_\_\_
2. If married, personal exemption for your spouse if not separately claimed (enter "1" if claimed) \_\_\_\_\_
3. Exemptions for dependents \_\_\_\_\_
4. Add the exemptions that you have claimed above and enter total \_\_\_\_\_
5. Additional withholding per pay period under agreement with employer \_\_\_\_\_ \$ \_\_\_\_\_

Under the penalties of perjury, I certify that the number of exemptions claimed on this certificate does not exceed the number to which I am entitled.

Signature \_\_\_\_\_ Date \_\_\_\_\_



STATE TEACHERS  
RETIREMENT SYSTEM  
OF OHIO

275 East Broad Street  
Columbus, OH 43215-3771  
1-888-535-4050  
www.strsoh.org/employer

## NEW HIRE NOTIFICATION

For use by all employers except colleges and universities.

*Do not complete this form if the employee is a retiree of an Ohio public retirement system. You must submit a reemployed retiree notification.*

You must notify STRS Ohio of all new hires within **10 business days of their first date on payroll**. Please login to the secure Employer Account Information area of [www.strsoh.org/employer](http://www.strsoh.org/employer) to submit the information online (preferred), or fax this completed form to STRS Ohio at (614) 227-7893.

**Note:** You must also send STRS Ohio a properly completed Form SSA-1945 signed by the employee. Please print a copy of this form from the Online Forms section of our Web site and fax it to (614) 227-7893.

### Section 1 — Employee Information

Name \_\_\_\_\_  Male  Female

Social Security number \_\_\_\_\_ - \_\_\_\_\_ - \_\_\_\_\_ Date of birth \_\_\_\_ / \_\_\_\_ / \_\_\_\_\_

Address \_\_\_\_\_

City, state, ZIP code \_\_\_\_\_

First date on payroll \_\_\_\_ / \_\_\_\_ / \_\_\_\_\_

### Section 2 — Employer Information

Name \_\_\_\_\_

Title \_\_\_\_\_

School \_\_\_\_\_

Employer number \_\_\_\_\_ Signature \_\_\_\_\_

Date \_\_\_\_\_

**Statement Concerning Your Employment in a Job  
Not Covered by Social Security**

**Employee Name**

---

**Employee ID#**

---

(Social Security #)

**Employer Name**

---

**Employer ID#**

---

Your earnings from this job are not covered under Social Security. When you retire, or if you become disabled, you may receive a pension based on earnings from this job. If you do, and you are also entitled to a benefit from Social Security based on either your own work or the work of your husband or wife, or former husband or wife, your pension may affect the amount of the Social Security benefit you receive. Your Medicare benefits, however, will not be affected. Under the Social Security law, there are two ways your Social Security benefit amount may be affected.

**Windfall Elimination Provision**

Under the Windfall Elimination Provision, your Social Security retirement or disability benefit is figured using a modified formula when you are also entitled to a pension from a job where you did not pay Social Security tax. As a result, you will receive a lower Social Security benefit than if you were not entitled to a pension from this job. For example, if you are age 62 in 2005, the maximum monthly reduction in your Social Security benefit as a result of this provision is \$313.50. This amount is updated annually. This provision reduces, but does not totally eliminate, your Social Security benefit. For additional information, please refer to Social Security Publication, "Windfall Elimination Provision."

**Government Pension Offset Provision**

Under the Government Pension Offset Provision, any Social Security spouse or widow(er) benefit to which you become entitled will be offset if you also receive a Federal, State or local government pension based on work where you did not pay Social Security tax. The offset reduces the amount of your Social Security spouse or widow(er) benefit by two-thirds of the amount of your pension.

For example, if you get a monthly pension of \$600 based on earnings that are not covered under Social Security, two-thirds of that amount, \$400, is used to offset your Social Security spouse or widow(er) benefit. If you are eligible for a \$500 widow(er) benefit, you will receive \$100 per month from Social Security (\$500 - \$400=\$100). Even if your pension is high enough to totally offset your spouse or widow(er) Social Security benefit, you are still eligible for Medicare at age 65. For additional information, please refer to Social Security Publication, "Government Pension Offset."

**For More Information**

Social Security publications and additional information, including information about exceptions to each provision, are available at [www.socialsecurity.gov](http://www.socialsecurity.gov). You may also call toll free 1-800-772-1213, or for the deaf or hard of hearing call the TTY number 1-800-325-0778, or contact your local Social Security office.

I certify that I have received Form SSA-1945 that contains information about the possible effects of the Windfall Elimination Provision and the Government Pension Offset Provision on my potential future Social Security benefits.

**Signature of Employee**

---

**Date**

---



# Employment Eligibility Verification

Department of Homeland Security  
U.S. Citizenship and Immigration Services

USCIS  
Form I-9

OMB No. 1615-0047  
Expires 03/31/2016

**▶ START HERE.** Read instructions carefully before completing this form. The instructions must be available during completion of this form.  
**ANTI-DISCRIMINATION NOTICE:** It is illegal to discriminate against work-authorized individuals. Employers **CANNOT** specify which document(s) they will accept from an employee. The refusal to hire an individual because the documentation presented has a future expiration date may also constitute illegal discrimination.

**Section 1. Employee Information and Attestation** *(Employees must complete and sign Section 1 of Form I-9 no later than the first day of employment, but not before accepting a job offer.)*

Last Name (Family Name)		First Name (Given Name)		Middle Initial	Other Names Used (if any)		
Address (Street Number and Name)			Apt. Number	City or Town		State	Zip Code
Date of Birth (mm/dd/yyyy)	U.S. Social Security Number		E-mail Address			Telephone Number	

I am aware that federal law provides for imprisonment and/or fines for false statements or use of false documents in connection with the completion of this form.

I attest, under penalty of perjury, that I am (check one of the following):


- A citizen of the United States
- A noncitizen national of the United States *(See instructions)*
- A lawful permanent resident (Alien Registration Number/USCIS Number): \_\_\_\_\_
- An alien authorized to work until (expiration date, if applicable, mm/dd/yyyy) \_\_\_\_\_. Some aliens may write "N/A" in this field. *(See instructions)*

*For aliens authorized to work, provide your Alien Registration Number/USCIS Number OR Form I-94 Admission Number:*

1. Alien Registration Number/USCIS Number: \_\_\_\_\_

**OR**

2. Form I-94 Admission Number: \_\_\_\_\_



If you obtained your admission number from CBP in connection with your arrival in the United States, include the following:

Foreign Passport Number: \_\_\_\_\_

Country of Issuance: \_\_\_\_\_

Some aliens may write "N/A" on the Foreign Passport Number and Country of Issuance fields. *(See instructions)*

Signature of Employee:	Date (mm/dd/yyyy):
------------------------	--------------------

**Preparer and/or Translator Certification** *(To be completed and signed if Section 1 is prepared by a person other than the employee.)*

I attest, under penalty of perjury, that I have assisted in the completion of this form and that to the best of my knowledge the information is true and correct.

Signature of Preparer or Translator:		Date (mm/dd/yyyy):		
Last Name (Family Name)		First Name (Given Name)		
Address (Street Number and Name)		City or Town	State	Zip Code



**Employer Completes Next Page**



## Section 2. Employer or Authorized Representative Review and Verification

(Employers or their authorized representative must complete and sign Section 2 within 3 business days of the employee's first day of employment. You must physically examine one document from List A OR examine a combination of one document from List B and one document from List C as listed on the "Lists of Acceptable Documents" on the next page of this form. For each document you review, record the following information: document title, issuing authority, document number, and expiration date, if any.)

Employee Last Name, First Name and Middle Initial from Section 1:

List A Identity and Employment Authorization	OR	List B Identity	AND	List C Employment Authorization
Document Title:		Document Title:		Document Title:
Issuing Authority:		Issuing Authority:		Issuing Authority:
Document Number:		Document Number:		Document Number:
Expiration Date (if any)(mm/dd/yyyy):		Expiration Date (if any)(mm/dd/yyyy):		Expiration Date (if any)(mm/dd/yyyy):
Document Title:				
Issuing Authority:				
Document Number:				
Expiration Date (if any)(mm/dd/yyyy):				
Document Title:				
Issuing Authority:				
Document Number:				
Expiration Date (if any)(mm/dd/yyyy):				

3-D Barcode  
Do Not Write in This Space

### Certification

I attest, under penalty of perjury, that (1) I have examined the document(s) presented by the above-named employee, (2) the above-listed document(s) appear to be genuine and to relate to the employee named, and (3) to the best of my knowledge the employee is authorized to work in the United States.

The employee's first day of employment (mm/dd/yyyy): \_\_\_\_\_ (See instructions for exemptions.)

Signature of Employer or Authorized Representative		Date (mm/dd/yyyy)	Title of Employer or Authorized Representative	
Last Name (Family Name)		First Name (Given Name)	Employer's Business or Organization Name	
Employer's Business or Organization Address (Street Number and Name)		City or Town	State	Zip Code

### Section 3. Reverification and Rehires (To be completed and signed by employer or authorized representative.)

A. New Name (if applicable) Last Name (Family Name) First Name (Given Name) Middle Initial			B. Date of Rehire (if applicable) (mm/dd/yyyy):
--	--	--	---

C. If employee's previous grant of employment authorization has expired, provide the information for the document from List A or List C the employee presented that establishes current employment authorization in the space provided below.

Document Title:	Document Number:	Expiration Date (if any)(mm/dd/yyyy):
-----------------	------------------	---------------------------------------

I attest, under penalty of perjury, that to the best of my knowledge, this employee is authorized to work in the United States, and if the employee presented document(s), the document(s) I have examined appear to be genuine and to relate to the individual.

Signature of Employer or Authorized Representative:	Date (mm/dd/yyyy):	Print Name of Employer or Authorized Representative:
---	--------------------	--



**LISTS OF ACCEPTABLE DOCUMENTS**  
**All documents must be UNEXPIRED**

Employees may present one selection from List A  
or a combination of one selection from List B and one selection from List C.

LIST A Documents that Establish Both Identity and Employment Authorization	OR	LIST B Documents that Establish Identity	AND	LIST C Documents that Establish Employment Authorization
1. U.S. Passport or U.S. Passport Card		1. Driver's license or ID card issued by a State or outlying possession of the United States provided it contains a photograph or information such as name, date of birth, gender, height, eye color, and address		1. A Social Security Account Number card, unless the card includes one of the following restrictions: (1) NOT VALID FOR EMPLOYMENT (2) VALID FOR WORK ONLY WITH INS AUTHORIZATION (3) VALID FOR WORK ONLY WITH DHS AUTHORIZATION
2. Permanent Resident Card or Alien Registration Receipt Card (Form I-551)		2. ID card issued by federal, state or local government agencies or entities, provided it contains a photograph or information such as name, date of birth, gender, height, eye color, and address		2. Certification of Birth Abroad issued by the Department of State (Form FS-545)
3. Foreign passport that contains a temporary I-551 stamp or temporary I-551 printed notation on a machine-readable immigrant visa		3. School ID card with a photograph		3. Certification of Report of Birth issued by the Department of State (Form DS-1350)
4. Employment Authorization Document that contains a photograph (Form I-766)		4. Voter's registration card		4. Original or certified copy of birth certificate issued by a State, county, municipal authority, or territory of the United States bearing an official seal
5. For a nonimmigrant alien authorized to work for a specific employer because of his or her status: a. Foreign passport; and b. Form I-94 or Form I-94A that has the following: (1) The same name as the passport; and (2) An endorsement of the alien's nonimmigrant status as long as that period of endorsement has not yet expired and the proposed employment is not in conflict with any restrictions or limitations identified on the form.		5. U.S. Military card or draft record		5. Native American tribal document
		6. Military dependent's ID card		6. U.S. Citizen ID Card (Form I-197)
		7. U.S. Coast Guard Merchant Mariner Card		7. Identification Card for Use of Resident Citizen in the United States (Form I-179)
		8. Native American tribal document		8. Employment authorization document issued by the Department of Homeland Security
		9. Driver's license issued by a Canadian government authority		
6. Passport from the Federated States of Micronesia (FSM) or the Republic of the Marshall Islands (RMI) with Form I-94 or Form I-94A indicating nonimmigrant admission under the Compact of Free Association Between the United States and the FSM or RMI		<b>For persons under age 18 who are unable to present a document listed above:</b>		
		10. School record or report card		
		11. Clinic, doctor, or hospital record		
	12. Day-care or nursery school record			

Illustrations of many of these documents appear in Part 8 of the Handbook for Employers (M-274).

Refer to Section 2 of the instructions, titled "Employer or Authorized Representative Review and Verification," for more information about acceptable receipts.

**Statement Concerning Your Employment in a Job  
Not Covered by Social Security**

**Employee Name** \_\_\_\_\_

**Employee ID#** \_\_\_\_\_

**Employer Name** \_\_\_\_\_

**Employer ID#** \_\_\_\_\_

Your earnings from this job are not covered under Social Security. When you retire, or if you become disabled, you may receive a pension based on earnings from this job. If you do, and you are also entitled to a benefit from Social Security based on either your own work or the work of your husband or wife, or former husband or wife, your pension may affect the amount of the Social Security benefit you receive. Your Medicare benefits, however, will not be affected. Under the Social Security law, there are two ways your Social Security benefit amount may be affected.

**Windfall Elimination Provision**

Under the Windfall Elimination Provision, your Social Security retirement or disability benefit is figured using a modified formula when you are also entitled to a pension from a job where you did not pay Social Security tax. As a result, you will receive a lower Social Security benefit than if you were not entitled to a pension from this job. For example, if you are age 62 in 2005, the maximum monthly reduction in your Social Security benefit as a result of this provision is \$313.50. This amount is updated annually. This provision reduces, but does not totally eliminate, your Social Security benefit. For additional information, please refer to Social Security Publication, "Windfall Elimination Provision."

**Government Pension Offset Provision**

Under the Government Pension Offset Provision, any Social Security spouse or widow(er) benefit to which you become entitled will be offset if you also receive a Federal, State or local government pension based on work where you did not pay Social Security tax. The offset reduces the amount of your Social Security spouse or widow(er) benefit by two-thirds of the amount of your pension.

For example, if you get a monthly pension of \$600 based on earnings that are not covered under Social Security, two-thirds of that amount, \$400, is used to offset your Social Security spouse or widow(er) benefit. If you are eligible for a \$500 widow(er) benefit, you will receive \$100 per month from Social Security (\$500 - \$400=\$100). Even if your pension is high enough to totally offset your spouse or widow(er) Social Security benefit, you are still eligible for Medicare at age 65. For additional information, please refer to Social Security Publication, "Government Pension Offset."


**For More Information**

Social Security publications and additional information, including information about exceptions to each provision, are available at [www.socialsecurity.gov](http://www.socialsecurity.gov). You may also call toll free 1-800-772-1213, or for the deaf or hard of hearing call the TTY number 1-800-325-0778, or contact your local Social Security office.

**I certify that I have received Form SSA-1945 that contains information about the possible effects of the Windfall Elimination Provision and the Government Pension Offset Provision on my potential future Social Security benefits.**

**Signature of Employee** \_\_\_\_\_

**Date** \_\_\_\_\_



522 Glenwood Ave  
New Boston OH 45662

Phone: (740) 354-7761  
Fax: (740) 353-1882

---

The Ohio Auditor of State's office maintains a system for the reporting of fraud, including misuse of public money by any official or office. The system allows all Ohio citizens, including public employees, the opportunity to make anonymous complaints through a toll free number, the Auditor of State's website, or through the United States mail.

**Auditor of State's fraud contact information:**

Telephone: 1-866-FRAUD OH (1-866-372-8364)

US Mail: Ohio Auditor of State's office  
Special Investigations Unit  
88 East Broad Street  
P.O. Box 1140  
Columbus, OH 43215

Web: [www.ohioauditor.gov](http://www.ohioauditor.gov)

**Acknowledgement of receipt of Auditor of State fraud-reporting system information**

Pursuant to Ohio Revised Code 117.103(B)(1), a public office shall provide information about the Ohio fraud-reporting system and the means of reporting fraud to each new employee upon employment with the public office.

Each new employee has thirty days after beginning employment to confirm receipt of this information.

By signing below you are acknowledging (insert public employer) provided you information about the fraud-reporting system as described by Section 117.103(A) of the Revised Code, and that you read and understand the information provided. You are also acknowledging you have received and read the information regarding Section 124.341 of the Revised Code and the protections you are provided as a classified or unclassified employee if you use the before-mentioned fraud-reporting system.

I \_\_\_\_\_, have read the information provided by my employer regarding the fraud-reporting system operated by the Ohio Auditor of State's office. I further state that the undersigned signature acknowledges receipt of this information.

\_\_\_\_\_  
PRINT NAME, TITLE, AND DEPARTMENT

\_\_\_\_\_  
PLEASE SIGN NAME

\_\_\_\_\_  
DATE

# Payroll Deduction

For

## SCOESC Scholarship Fund

I give my permission for the Treasurer of the SCOESC to deduct \$\_\_\_\_\_ per pay period, not to exceed 24 pay periods per year, that will be deposited with the SCOESC Scholarship Fund.

I may, at any time, cancel this deduction with written notice provided to the Treasurer's office of the SCOESC.

---

Signature

---

Date

---

Address